

Parish Council Housing Survey: The Results

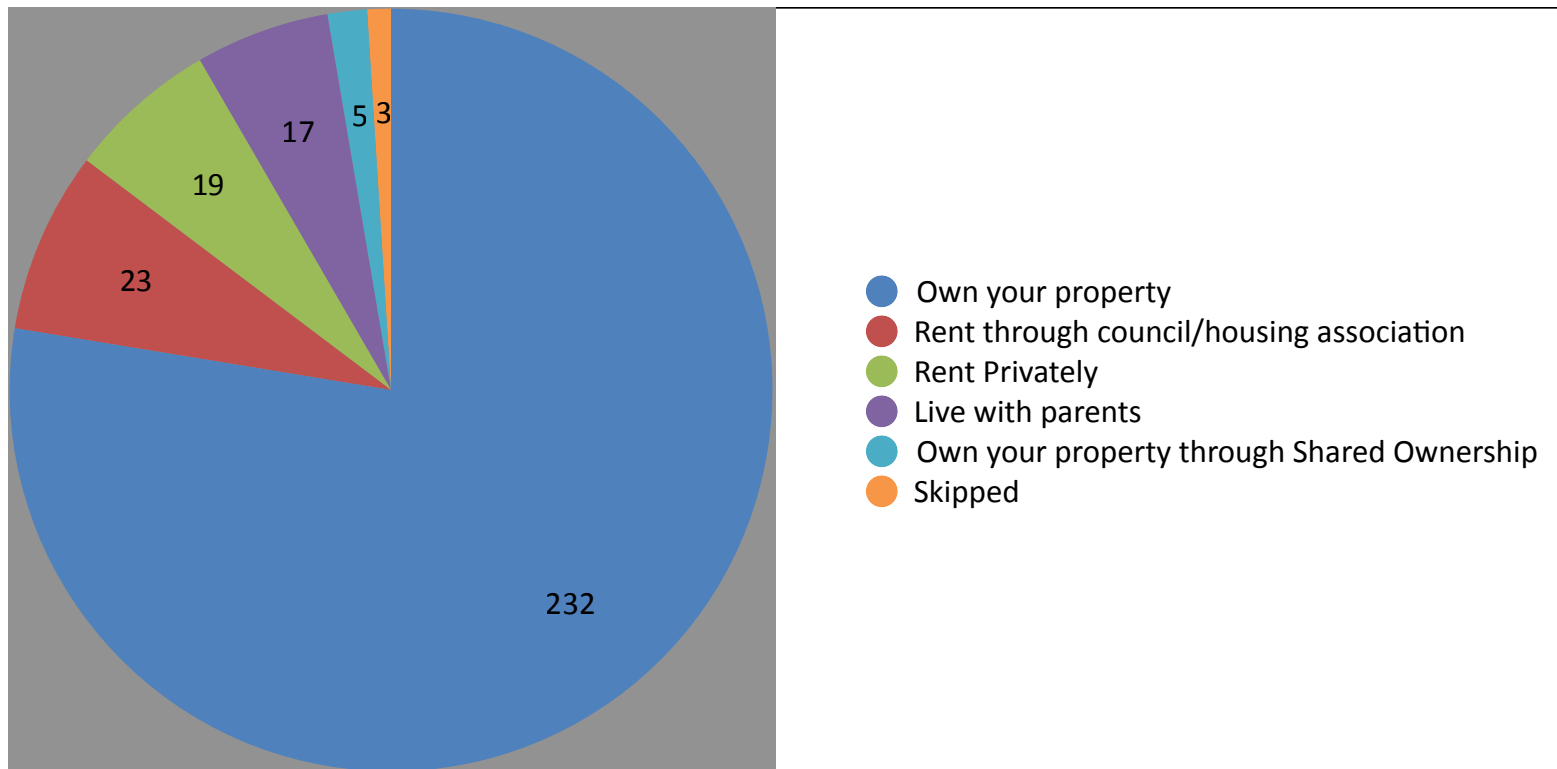
The Parish Council's Housing Survey was carried out in September 2015 to help the PC decide if a Neighbourhood Plan will be necessary. Below is a summary — click a blue question number to see its data. *When considering a question's outcome, please take into account the number of respondents who answered that question.*

Overview: From the 590 houses and 1,475 population of the Parish (2011 Census), 299 individuals answered. Just over half were female; 71% used the paper form delivered to every house; 29% replied via the internet. The majority lived in Barcombe Cross; Spithurst, Barcombe Mills and Town Littleworth were all represented.

- [Q1](#) *Property ownership: 78% own own property, 23% rent (296 responses)*
- [Q2.1](#) *Are you likely to move in the next ten years? 53% no, 47% yes (298 responses)*
- [Q2.2](#) *Why are you likely to move? 33% want a smaller property, 17% want more space (136 responses)*
- [Q3](#) *If you move, will you stay in the parish? 46% want to stay, 28% be within five miles (158 responses)*
- [Q4](#) *If staying, what sort of home would you prefer? 43% three-bed house, 28% two beds (72 responses)*
- [Q5](#) *If staying, do you have others who might move here? 81% no, 19% yes (299 responses)*
- [Q6.1](#) *Of the sites LDC has identified for possible housing, which would you MOST like to see developed?*
05BA (land below Hillside Nurseries): 34%
07BA (land below Hillside Nurseries): 21%
03BA (land adjacent to Hillside Nurseries): 16% (231 responses total)
06BA (land behind Village Hall/Grantham Bank) 20%
02BA (land behind Weald view) 10%
- [Q6.2](#) *Of the sites LDC has identified for possible housing, which would you LEAST like to see developed?*
06BA (land behind Village Hall/Grantham Bank) 61%
02BA (land behind Weald view) 13%
07BA (land below Hillside Nurseries): 13% (217 responses total)
05BA (land below Hillside Nurseries): 10%
03BA (land adjacent to Hillside Nurseries): 3%
- [Q6.3](#) *I would like no sites developed. Thirty-nine individuals wanted no sites developed (39 responses)*
- [Q7](#) *Would you like to suggest other sites? Of 15 locations suggested, 70% opted for field opposite the village hall, 4% for field opposite Tin Tabernacle (46 responses)*
- [Q8.1](#) *Do you own any of the sites in Q6.1 or 6.2? 99.3% no (299 responses)*
- [Q8.2](#) *Do you own any sites suggested in Q7? 99% no (299 responses)*
- [Q9.1](#) *Would you support more than 30 new homes in Barcombe Cross before 2030?*
Yes, if not more than 50: 63%
Yes, if not more than 100: 9% (295 responses total)
No: 28%
- [Q9.2](#) *Would you be happy for new homes to all be built at once? 66% yes, 34% no (199 responses)*
- [Q10](#) *Are you concerned about the potential impact of new homes? 64% yes, 36% no (296 responses)*
- [Q11](#) *Do you live in Barcombe parish? 98% yes (293 responses); Do you work in Barcombe Parish? 15% yes (45 responses); Do you work from home? 22% yes (65 responses)*
- [Q12](#) *Which age group are you in?*
Under 18: 3%
18-24: 4%
25-39: 15% (296 responses total)
40-64: 46%
65-80: 26%
Over 80: 7%
- [Q13](#) *Are you male or female? 55% female, 45% male*
- [Q14](#) *In which area of the parish do you live? 24.5% in Barcombe Cross High Street*

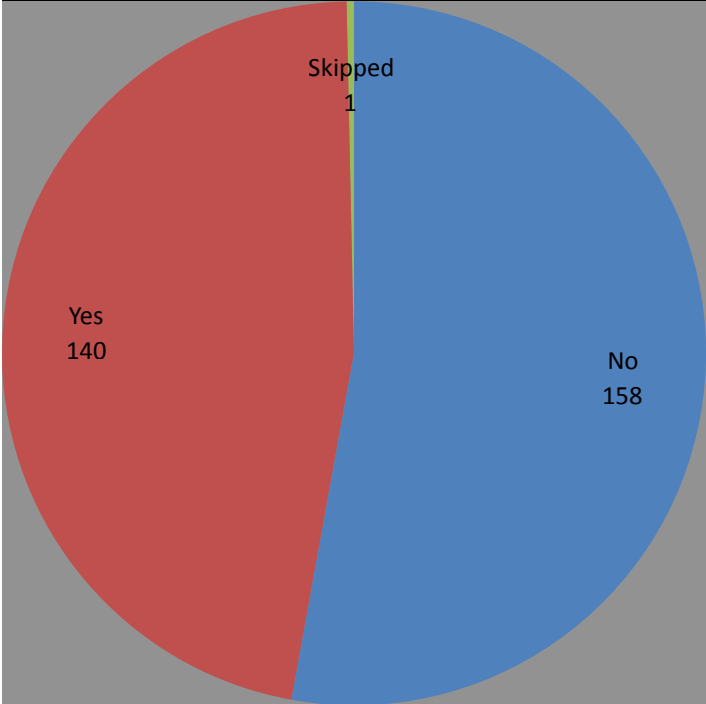
Q1: Do you...

	Respondents	%
Own your property	232	78%
Rent through council/housing association	23	8%
Rent Privately	19	6%
Live with parents	17	6%
Own your property through Shared Ownership	5	2%
Skipped	3	1%
Responses	296	



Q2.1: In the next ten years, are you likely to consider moving?

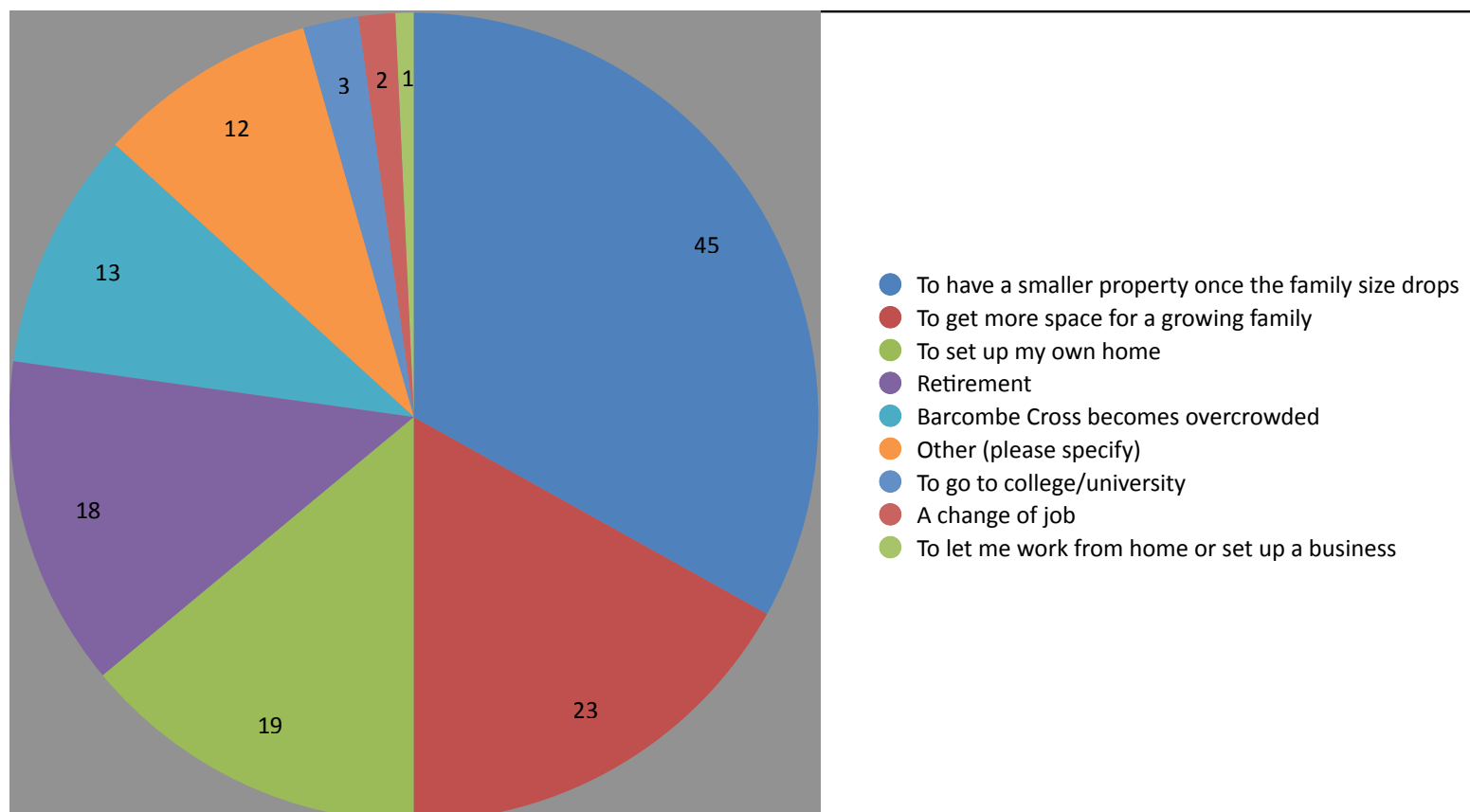
	Respondents	%
No	158	53%
Yes	140	47%
Skipped	1	0%
Responses	299	



Q2.2: Why would you be likely to move?

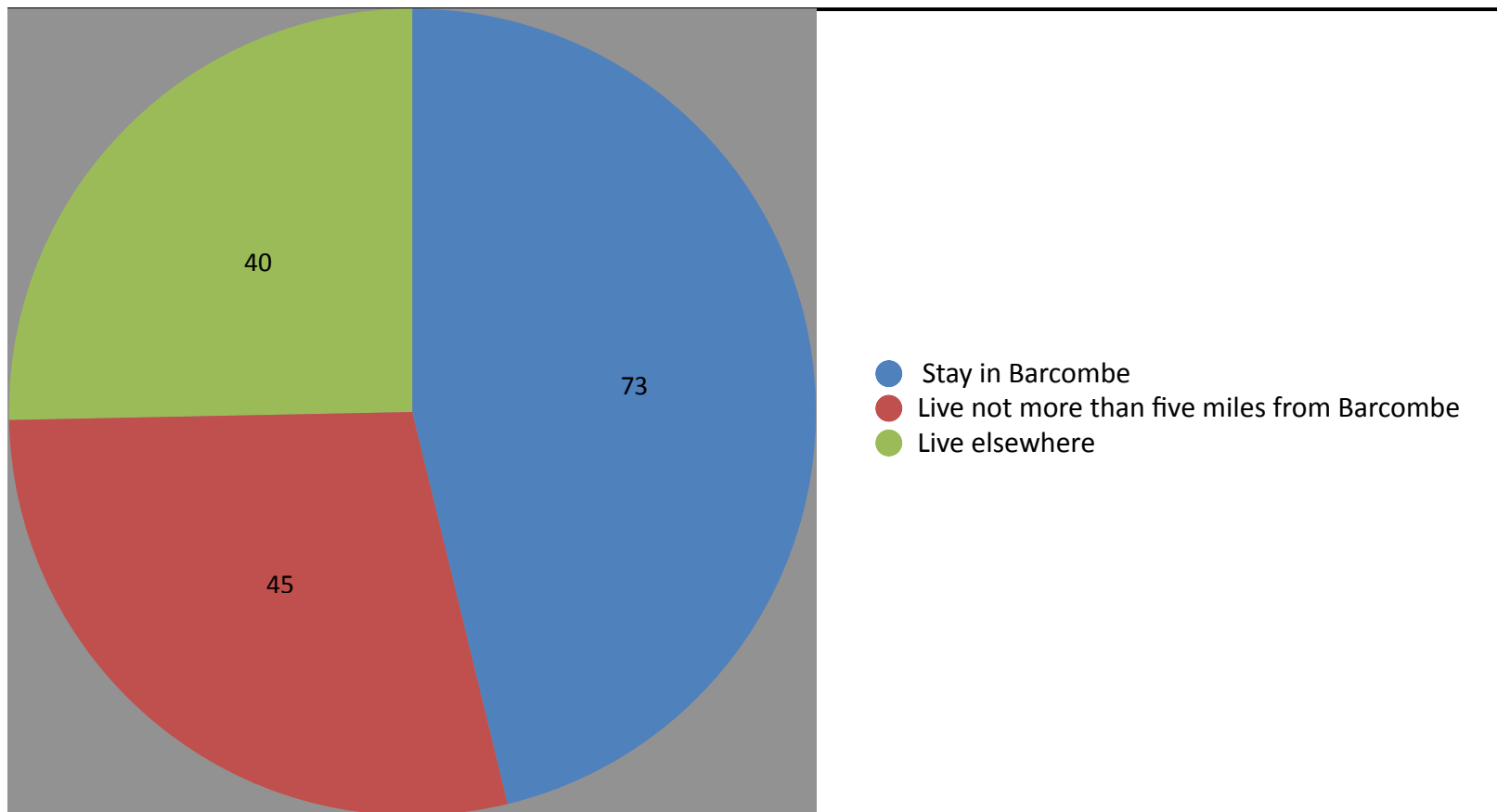
	Respondents	%
To have a smaller property once the family size drops	45	33%
To get more space for a growing family	23	17%
To set up my own home	19	14%
Retirement	18	13%
Barcombe Cross becomes overcrowded	13	10%
Other (please specify)	12	9%
To go to college/university	3	2%
A change of job	2	1%
To let me work from home or set up a business	1	1%
Responses	136	
Skipped	163	

Other Resasons
2nd marriage - 2 homes into 1
Become too infirm
Cost of housing
Dying
Increasing disability
Moved to Sheltered Acc
Need better Transport
Old Age
Public Transport
To be nearer amenities
To leave a village setting for a town.



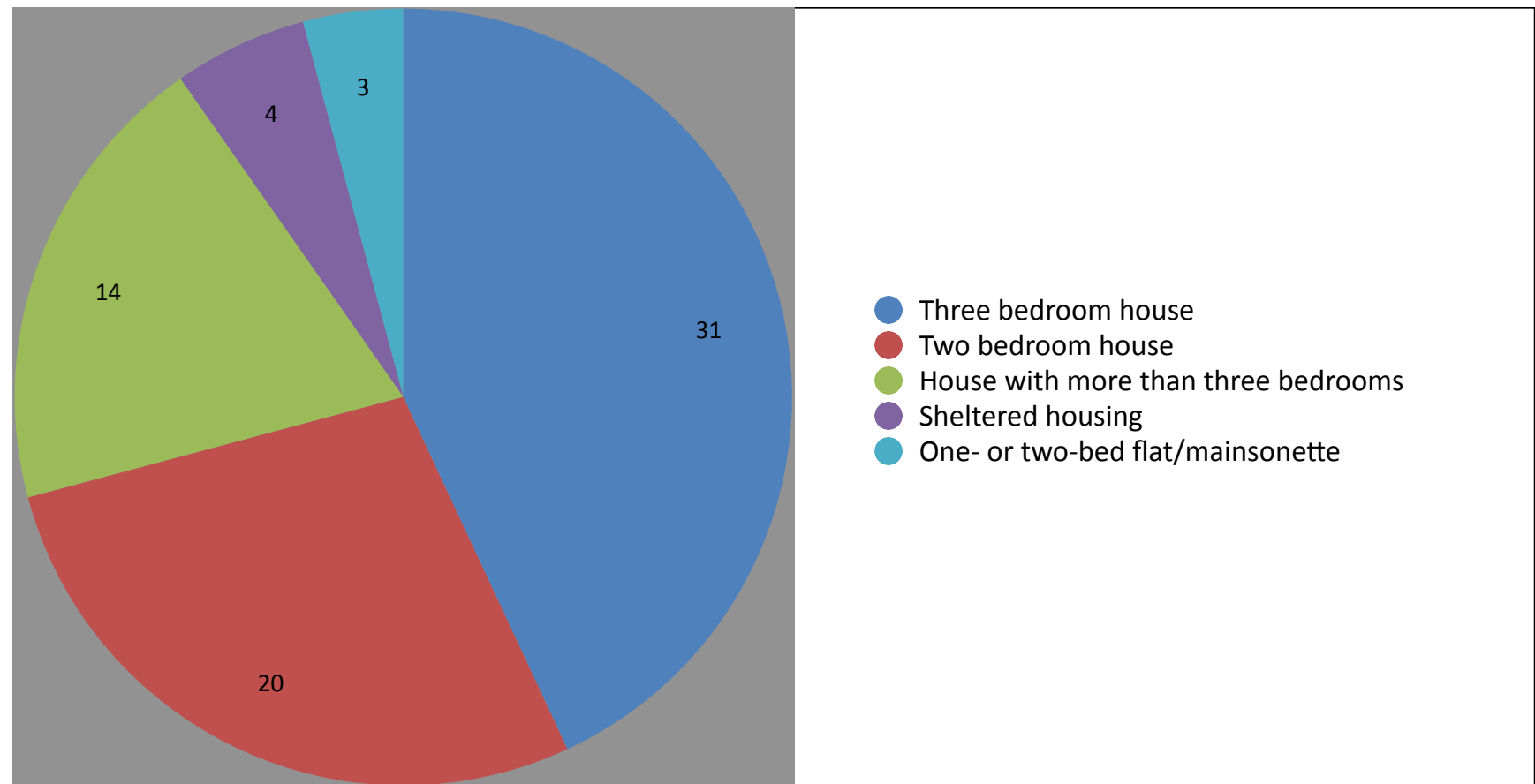
Q3: If you are likely to move, would you want to...

	Respondents	%
Stay in Barcombe	73	46%
Live not more than five miles from Barcombe	45	28%
Live elsewhere	40	25%
Responses	158	
Skipped	141	



Q4: If you are likely to move within the parish, what sort of home would you prefer?

	Respondents	%
Three bedroom house	31	43%
Two bedroom house	20	28%
House with more than three bedrooms	14	19%
Sheltered housing	4	6%
One- or two-bed flat/mainsonette	3	4%
Responses	72	
Skipped	227	



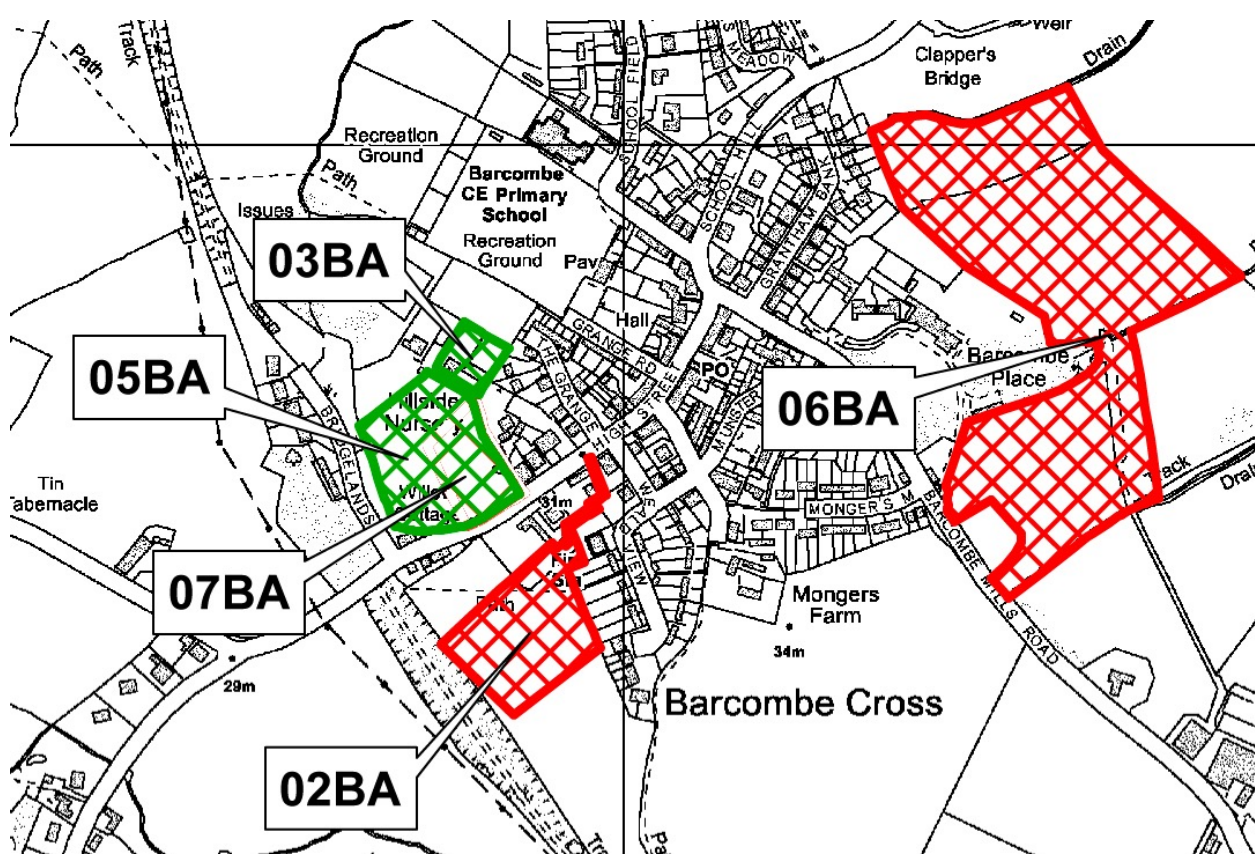
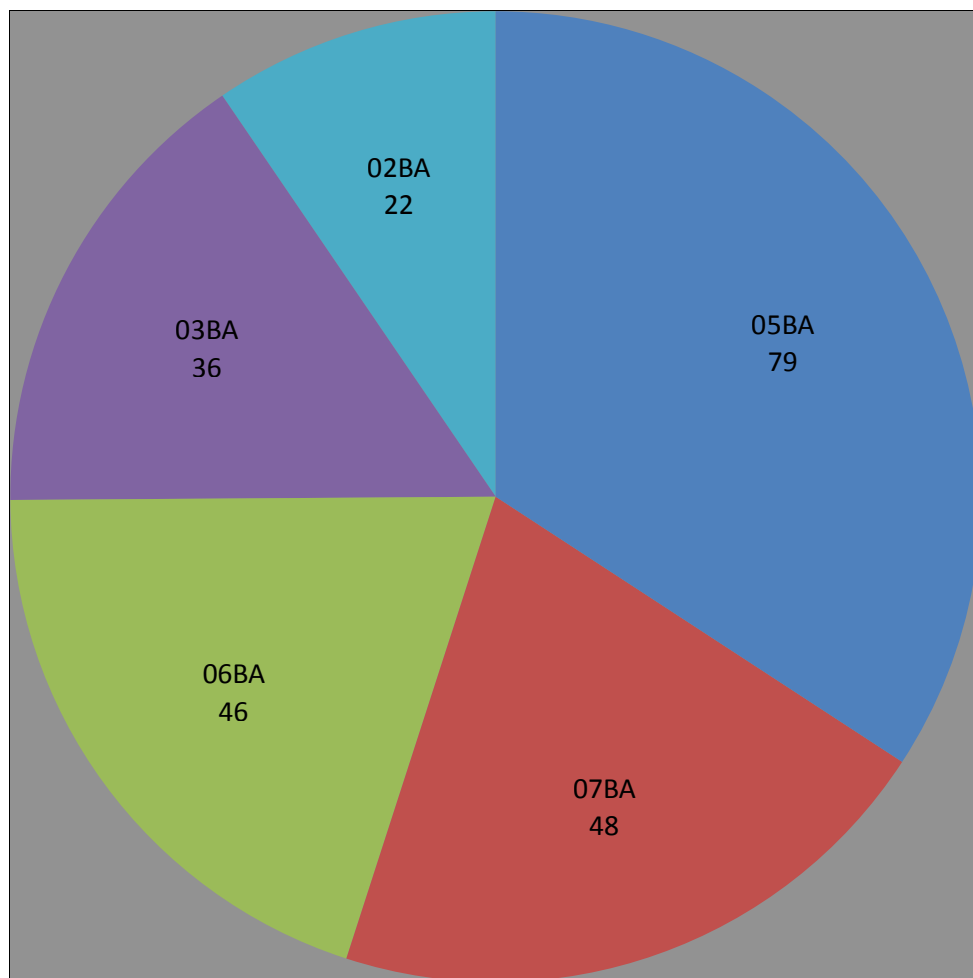
Q5: If you plan to stay in Barcombe parish, do you have friends or relatives who would like to move here?

	Respondents	%
No	242	81%
Yes	57	19%

If yes, how many?	Respondents
1	13
2	19
3	6
4	8
5	2
6	5
8	1
10	2
12	1
Total	57

Q6.1: Regardless of whether Lewes District Council currently sees the site as suitable or not, which (if any) of the sites on Map A (below) do you think SHOULD be developed?

Preferred Site	Respondents	%
05BA	79	34%
07BA	48	21%
06BA	46	20%
03BA	36	16%
02BA	22	10%
Responses	231	
Skipped	68	

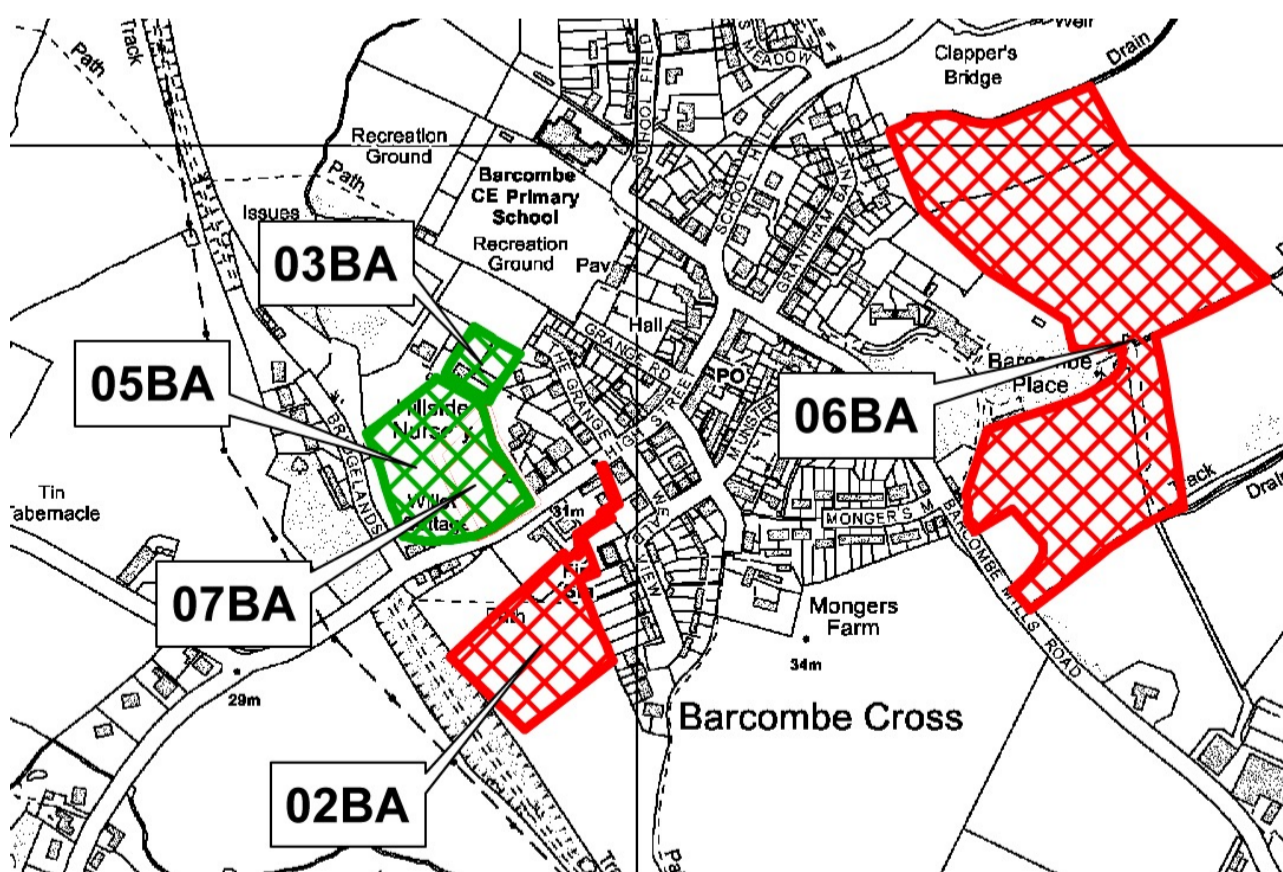
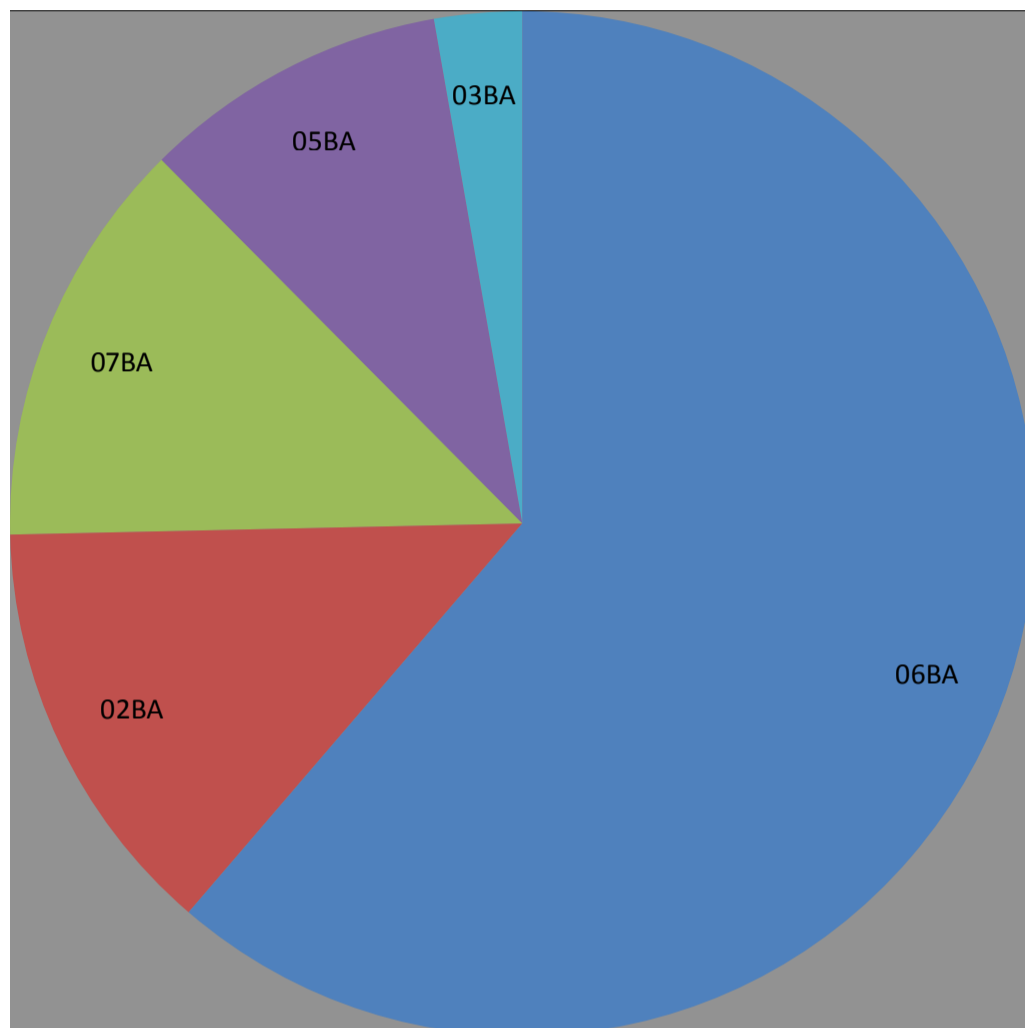


Green area = Suitable for housing according to LDC

Red area = Currently not suitable for housing according to LDC

Q6.2: Regardless of whether Lewes District Council currently sees the site as suitable or not, which (if any) of the sites on Map A (below) do you think SHOULD NOT be developed?

Least Preferred Site	Respondents	%
06BA	133	61%
02BA	29	13%
07BA	28	13%
05BA	21	10%
03BA	6	3%
Responses	217	
Skipped	82	



Green area = Suitable for housing according to LDC

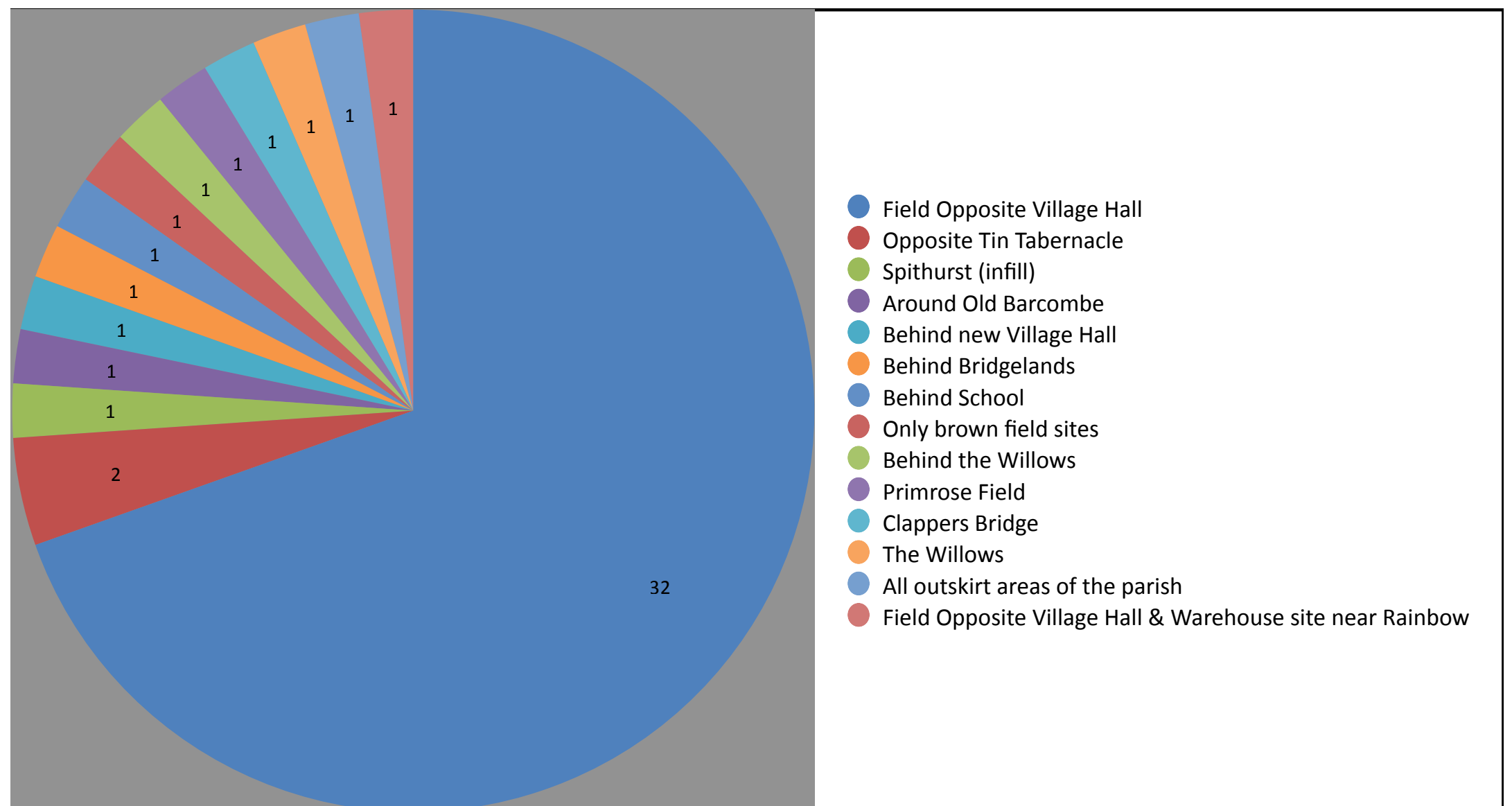
Red area = Currently not suitable for housing according to LDC

Q6.3: I don't want to see any of these sites developed

None of these sites	
Responses	39
Skipped	260

Q7: Would you like to suggest any other site(s) in the parish that might be considered for future development?

Suggested locations	Respondents	%
Field Opposite Village Hall	32	70%
Opposite Tin Tabernacle	2	4%
Spithurst (infill)	1	2%
Around Old Barcombe	1	2%
Behind new Village Hall	1	2%
Behind Bridgelands	1	2%
Behind School	1	2%
Only brown field sites	1	2%
Behind the Willows	1	2%
Primrose Field	1	2%
Clappers Bridge	1	2%
The Willows	1	2%
All outskirt areas of the parish	1	2%
Field Opposite Village Hall & Warehouse site near Rainbow	1	2%
Responses	46	
Skipped	253	



Q8.1: Do you own any of the sites shown on Map A? (See Qs 6.1 and 6.2 for map)

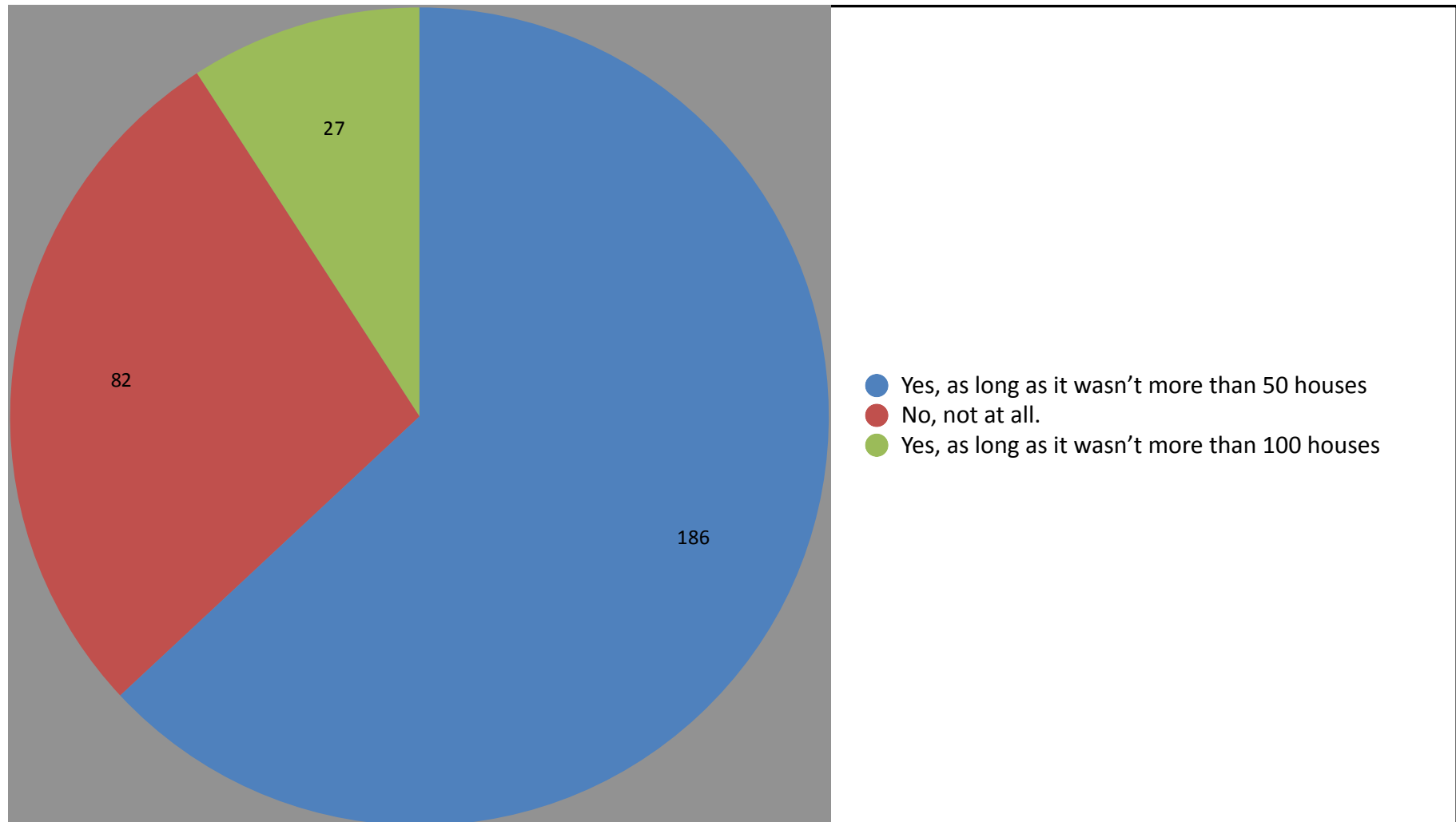
	Respondents	%
03BA	1	0.3%
06BA	1	0.3%
No	297	99.3%
Responses	299	

Q8.2: Do you own any of the sites shown on Map B? (Map B was of the entire parish)

	Respondents	%
No	296	99%
Yes	3	1%
Responses	299	

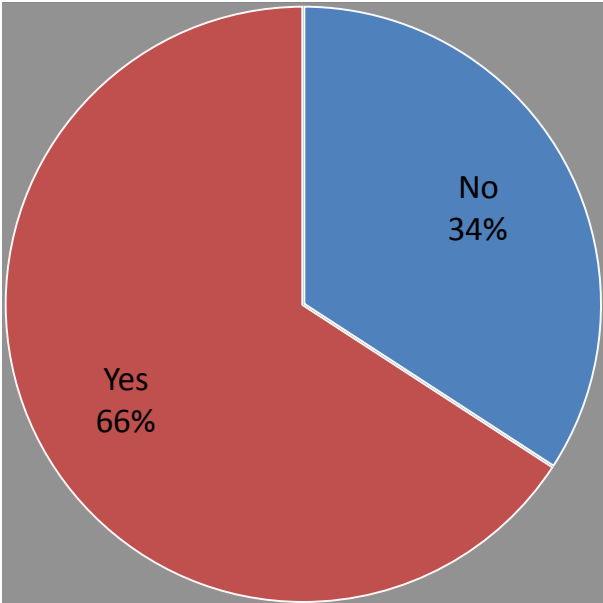
Q9.1: Would you support more than 30 new homes in Barcombe Cross before 2030?

	Respondents	%
Yes, as long as it wasn't more than 50 houses	186	63%
No, not at all.	82	28%
Yes, as long as it wasn't more than 100 houses	27	9%
Responses	295	
Skipped	4	



Q9.2: Would you be happy for new homes to be built all at once?

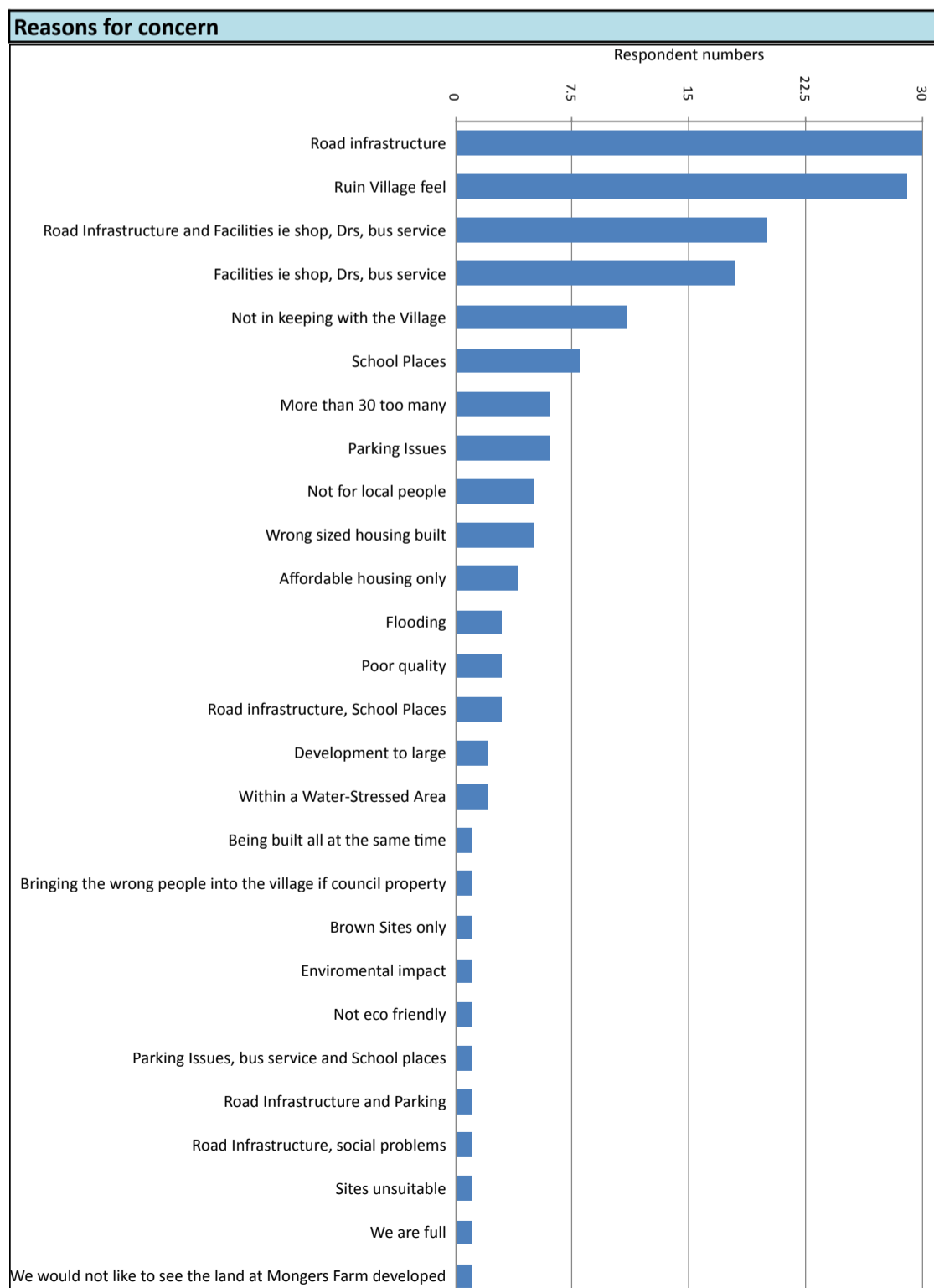
	Respondents	%
No	68	34%
Yes	131	66%
Responses	199	
Skipped	100	



Q10: Are you concerned about the impact of new homes?

Concerned?	Respondents	%
Yes	189	64%
No	107	36%
Responses	296	
Skipped	3	

Reason for concern		
	Respondents	%
Road infrastructure	30	20%
Ruin Village feel	29	19%
Road Infrastructure and Facilities ie shop, Drs, bus service	20	13%
Facilities ie shop, Drs, bus service	18	12%
Not in keeping with the Village	11	7%
School Places	8	5%
More than 30 too many	6	4%
Parking Issues	6	4%
Not for local people	5	3%
Wrong sized housing built	5	3%
Affordable housing only	4	3%
Flooding	3	2%
Poor quality	3	2%
Road infrastructure, School Places	3	2%
Development to large	2	1%
Within a Water-Stressed Area	2	1%
Being built all at the same time	1	1%
Bringing the wrong people into the village if council property	1	1%
Brown Sites only	1	1%
Enviromental impact	1	1%
Not eco friendly	1	1%
Parking Issues, bus service and School places	1	1%
Road Infrastructure and Parking	1	1%
Road Infrastructure, social problems	1	1%
Sites unsuitable	1	1%
We are full	1	1%
We would not like to see the land at Mongers Farm developed.	1	1%
Skipped	133	

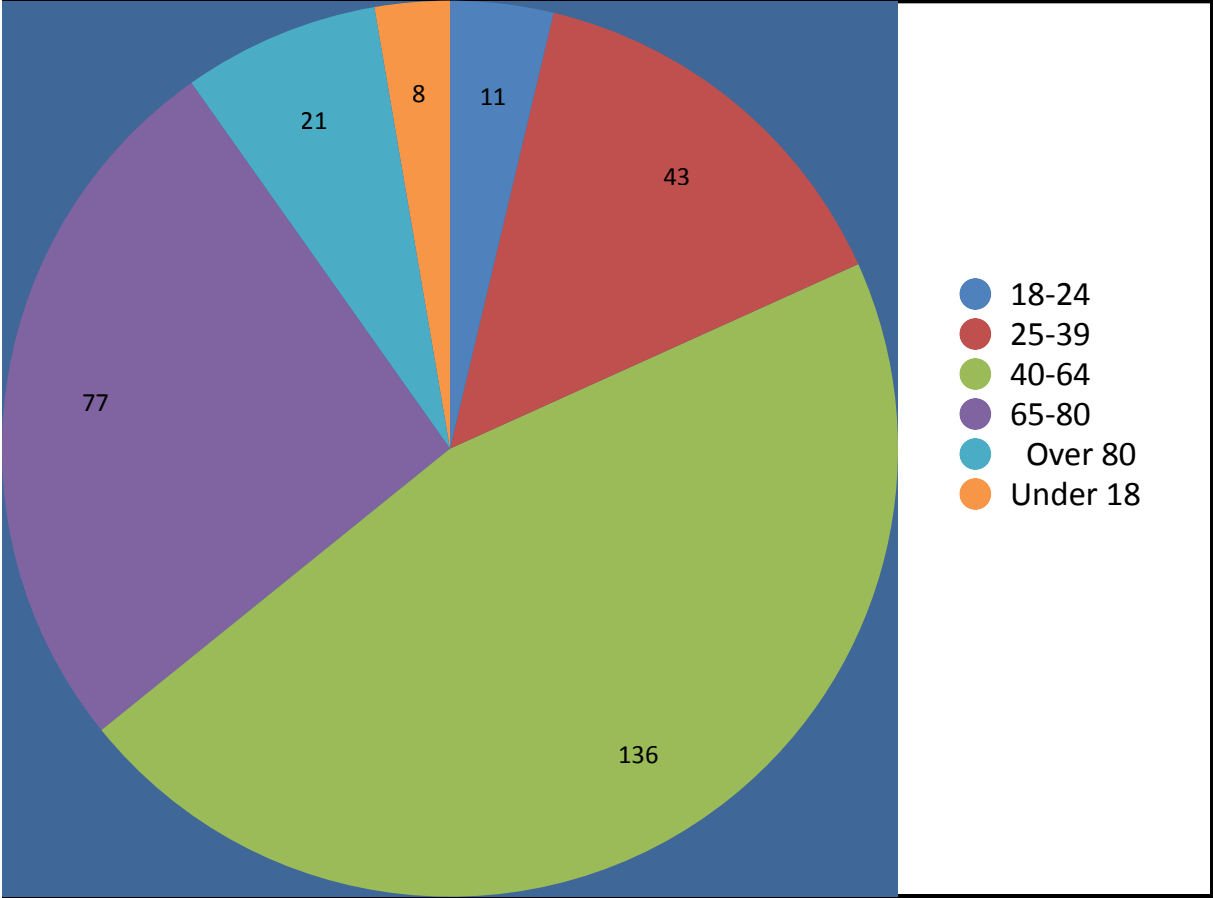


Q11: Do you live, work or work from home in Barcombe parish?

	Response Count	Response %
Live In Parish	293	98%
Work In Parish	45	15%
Work from Home	65	22%
Note: response over 100% as more than one option could be ticked		

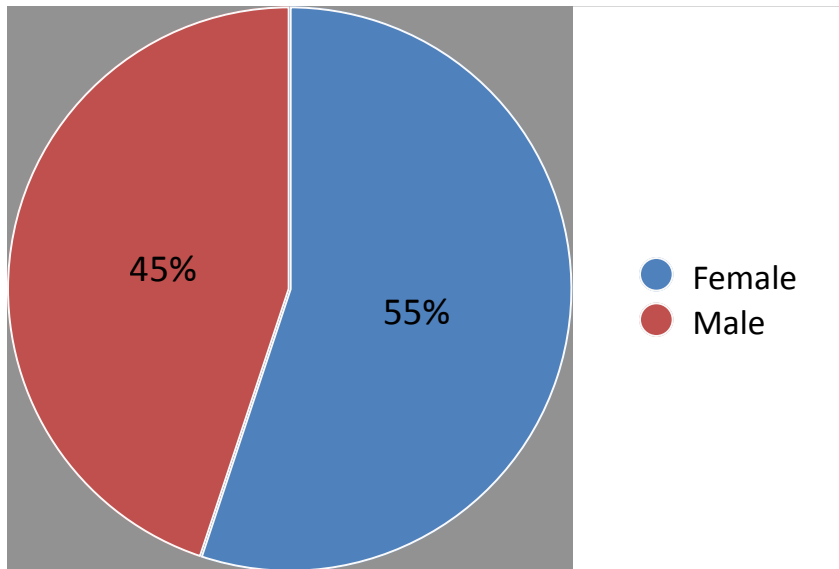
Q12: Which age group are you in?

Age Group	Respondents	%
18-24	11	4%
25-39	43	15%
40-64	136	46%
65-80	77	26%
Over 80	21	7%
Under 18	8	3%
Responses	296	
Skipped	3	



Q13: Are you male or female?

	Respondents	%
Female	162	55%
Male	132	45%
Responses	294	
Skipped	5	



Q14: In which area of the parish do you live?

Area	Respondents	%
High Street	68	24.5%
Spithurst	42	15.1%
Grantham Bank	24	8.6%
Barcombe Mills	16	5.8%
Church Road	10	3.6%
Cooksbridge Road	10	3.6%
Mongers Mead	10	3.6%
Munster Green	10	3.6%
Weald View	9	3.2%
Deans Meadow	8	2.9%
Hamsey Road	8	2.9%
School Lane	7	2.5%
School Field	6	2.2%
The Grange	6	2.2%
The Willows	6	2.2%
Bridgelands	5	1.8%
Anchor Lane	4	1.4%
School Hill	3	1.1%
Town Littleworth	4	1.1%
Weald Close	3	1.1%
Grange Road	2	0.7%
Mill Lane	2	0.7%
Mongers Lane	2	0.7%
Munster Cottages	2	0.7%
Oak Tree	2	0.7%
School Path	2	0.7%
The Grange	2	0.7%
Church Lane	1	0.4%
Dallas Lane	1	0.4%
Deans Meadow	1	0.4%
Hamsey Road	1	0.4%
School Gardens	1	0.4%
Responses	278	
Skipped	21	

